

DATASHEET

FFP MASKS

PROTECTION AGAINST DUST, MIST & FUMES



CLASSIC SERIES

FFP1 NR D

- 2360+** non valved
- 2365+** with Ventex®-valve

FFP2 NR D

- 2400+** non valved
- 2405+** with Ventex®-valve

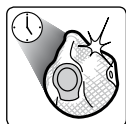
FFP3 NR D

- 2555** with Ventex®-valve

CHARACTERISTICS



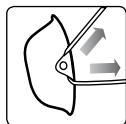
ActivForm®
Automatically fits to the face.
No manual adjustments by the user are necessary.



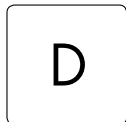
DuraMesh®
Masks have a strong and durable structure.



Ventex®-valve
Starts to open even at low exhalation pressure and significantly reduces moisture and heat inside the mask.



Adjustable Strap
Makes it easier to take the mask on and off and to adjust to different head/neck dimensions.



Dolomite clogging test
Masks have passed the Dolomite clogging test, giving the user better breathing resistance for longer.



100% PVC-FREE
All Moldex products and packaging are completely free from PVC.

NR (non reusable): Single use.
Comfortable and durable throughout the whole shift.

CERTIFICATION

The Moldex Classic Series FFP-masks meet the requirements of EN 149:2001+A1:2009 and are CE-marked in accordance with the requirements of European Directive 89/686/EEC. The IFA (0121) Germany is responsible for both type examination (Article 10) and monitoring of production (Article 11B). The products are manufactured in an ISO 9001:2000 certified plant.

MATERIALS

Filter Layer, Inner Shell, DuraMesh®: Polypropylene, Ethylene-vinyl acetate (EVA)
Head Strap, VentexValve®: Natural Rubber

WEIGHT

2360*: 12 g **2365*:** 16 g **2400*:** 12 g **2405*:** 16 g **2555:** 17 g

AREAS OF USE

| Level | WEL | Hazard type |
|-------|------|--|
| FFP1 | 4x | NON TOXIC DUSTS, FUMES AND WATER/OIL BASED MISTS/AEROSOLS |
| FFP2 | 10 x | TOXIC DUSTS, FUMES AND WATER/OIL BASED MISTS/AEROSOLS |
| FFP3 | 20 x | HARMFUL AND CARCINOGENIC DUSTS, FUMES AND WATER/OIL BASED MISTS/AEROSOLS |

(WEL = Workplace Exposure Limit)

DATASHEET

FFP MASKS

PROTECTION AGAINST DUST, MIST & FUMES



TESTING ACCORDING TO EN 149:2001+A1:2009

Total inward leakage

Ten test subjects perform a variety of exercises. During the exercises the amount of test aerosol that penetrates the filter, face seal and valve are sampled. The total inward leakage of 8 out of 10 test subjects shall not exceed the following levels:

| Category | max. total inward leakage |
|----------|---------------------------|
| FFP1 | 22 % |
| FFP2 | 8 % |
| FFP3 | 2 % |

The filter penetration after loading the filter with 120 mg paraffin oil according to DIN EN149:2001+ A1:2009 shall not exceed the following levels:

| Category | max. Filter penetration |
|----------|-------------------------|
| FFP1 | 20 % |
| FFP2 | 6 % |
| FFP3 | 1 % |

Flammability

4 respirators are passed through a 800°C (+/- 50°C) flame with a speed of 6 cm/s. After passing through the flame the respirator has to self-extinguish.

Breathing Resistance

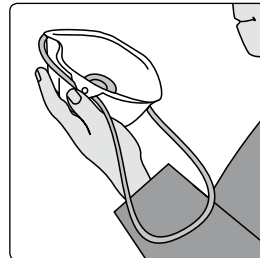
The breathing resistance produced by the filter of the respirator is tested at an airflow of 30 l/min and 95 l/min.

| Category | max. breathing resistance according to EN 149 | |
|----------|---|------------|
| | 30 l / min | 95 l / min |
| FFP1 | 0,6 mbar | 2,1 mbar |
| FFP2 | 0,7 mbar | 2,4 mbar |
| FFP3 | 1,0 mbar | 3,0 mbar |

INSTRUCTIONS FOR USE

- The user has to be trained and instructed in wearing the mask.
- FFP Masks do not protect against gases and vapours.
- The oxygen concentration of the ambient atmosphere should be at least 19,5 % Volume.
- These respirators may not be used if the concentration type, and properties of contaminants in the ambient atmosphere are unknown or at dangerous levels.
- Respirators should be disposed if damaged, if the breathing resistance becomes high due to clogging, or at the end of a shift.
- Never tamper with, alter or modify the respirator.

INSTRUCTIONS FOR FITTING



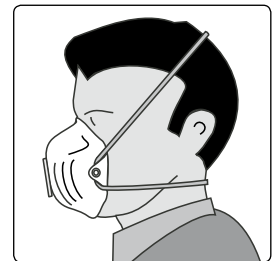
1. Pull strap to form a large loop.



3. Pull upper strap tight and then place on back of head.



2. Place respirator on chin and pull loop over head tight to the neck.



4. Ensure respirator fits secure and comfortable.

INFO

For help on selection and training please contact us. We offer a wide range of training packages and support material.

MOLDEX-METRIC AG & Co. KG
Unit 9, Glaisdale Point
Off Glaisdale Drive, Bilborough
Nottingham. NG8 4GP

Tel.: +44 (0)115 985 4288
Fax: +44 (0)115 985 4211
www.moldex-europe.com
info@uk.moldex-europe.com